

SKYLINE R32 GTS-T BLOW-OFF VALVE ADAPTOR INSTRUCTIONS

IMPORTANT NOTES ON FITTING YOUR SKYLINE R32 BOV ADAPTOR

Turbosmart recommends that your Blow Off Valve (BOV) and Adaptor kit is fitted by an appropriately qualified technician.

ADAPTOR KIT CONTENTS

Please check that the following items have been provided in your Skyline R32 Adaptor Kit.

Qty	Description	Use
1	Skyline R32 BOV adaptor	Designed to fit your R32 Skyline crossover pipe
1	29mm blank	Blanks off the factory plumb back fitting
1	Flange Gasket	Seals the R32 Adaptor to the crossover pipe
1	400mm Silicon hose assembly	Connects the factory vacuum/boost source to the Turbosmart BOV
1	6mm spring clamp	Secures the 6mm end of the Silicon hose assembly over the factory vacuum source
1	5mm spring clamp	Secures the 5mm end of the Silicon hose assembly over the Turbosmart BOV

Note: This Skyline R32 Adaptor readily accepts the following Turbosmart BOVs:

Blow Off Valve Name	Part No.
Blow-off Valve - Vee Port	FG-BOV-002VP
Blow-off Valve - Supersonic	FG-BOV-003SS
Blow-off Valve - Megasonic	FG-BOV-003MS
Blow-off Valve - Plumb Back **	FG-BOV-003PB32
Blow-off Valve - Dual Port **	FG-BOV-003DP32

** Plumb back kit is required to connect Plumb Back and Dual Port fittings back to the intake, part # FG-ADM-R32PBK


FITTING YOUR BOV SKYLINE R32 ADAPTOR

Note: Please thoroughly read and understand both these instructions and the fitting instructions supplied with your BOV before commencing this installation.

Step 1. Locate the factory BOV.





Step 2. Remove the vacuum/boost hose and plumb back hose from the factory BOV and the fittings they are connected to. Loosen the two factory bolts securing the factory BOV using a 12mm socket.




Step 3. Remove the factory BOV and factory gasket.

Step 4. Install one end of the Silicon hose assembly to the factory vacuum source. Secure the Silicon hose with the 6mm spring clamp supplied.


SKYLINE R32 GTS-T BLOW-OFF VALVE ADAPTOR INSTRUCTIONS




Step 5. Release the adaptor elbow from the adaptor flange by loosening the 3 lock nuts using an 8mm socket. Then loosen the 3 grub screws using a 2.5mm Allen key. Place the factory bolts into the flange holes and reassemble the adaptor by tightening the grub screws and lock nuts as shown below.




Step 6. Place the supplied Turbosmart gasket between the flange and adaptor. Secure the R32 Adaptor to the flange using the two factory bolts with a 12mm socket or wrench.



Step 7. Install your Turbosmart BOV onto the R32 Adaptor by following the instructions included with the BOV.



Step 8. Block off the factory return pipe with the supplied blank and the factory return hose.




Step 9. Connect the remaining end of the Silicon hose assembly to the Turbosmart BOV fitting. Secure the fitting with the 5mm hose spring clamp supplied.

TROUBLE SHOOTING

The following points should be checked if you find that your engine is dipping below normal idle, stalling or if the BOV is functioning poorly. Please note the following checks will cure 99% of problems experienced with fitting your BOV.

- Check that the O-ring on the base of the BOV is fitted correctly and is in good condition.
- Ensure that the grub screws and lock-nuts are tightened on the

SKYLINE R32 GTS-T BLOW-OFF VALVE ADAPTOR INSTRUCTIONS



BOV adaptor.

- Ensure that the grub screws and lock-nuts are tightened on the adaptor elbow.
- Ensure the supplied gasket is installed between the manifold pipe flange and the R32 adaptor.
- Ensure the factory plumb back fitting is blanked off with the blanking plug supplied.
- Ensure the spring clamp is secured on the Silicon hose and BOV.
- Re-adjust the setting of your BOV. Please refer to your BOV fitting instructions for further information.



PART NUMBER
FG-ADM-R32

SKYLINE R32 GTS-T BLOW-OFF VALVE ADAPTOR INSTRUCTIONS

TURBOSMART ONE YEAR LIMITED WARRANTY

Turbosmart is a company built on Customer Satisfaction and Service. That is why all of our products go through regimented test procedures before they are packaged and shipped. Turbosmart stands behind its products for one full year after purchase. Terms of Warranty, Service and Returns are as follows:

Limited Warranty: Turbosmart warrants its products to be free from defects in material and workmanship under normal use and if properly installed for a period of one year from date of purchase. If found to be defective, it will be replaced or repaired if returned prepaid along with proof of date of purchase. This shall constitute the sole remedy of the purchaser and the sole liability of Turbosmart to the extent permitted by law, the foregoing is exclusive and in lieu of all other warranties or representations whether expressed or implied, including any implied warranty of merchantability or fitness. In no event shall Turbosmart be liable for special or consequential damages. This warranty is only valid on products purchased from Turbosmart Authorized Dealers.

Service: After the warranty period has expired, repair service is charged based on a minimum and maximum charge rate. (Contact Customer Service for current rate).

Returns: When returning a Turbosmart product for repair, it must be accompanied by a completed Customer Warranty Form and RMA number. To access this form please go to our website www.turbosmartonline.com and you will find it on the Downloads page.

THE TURBOSMART PLEDGE

DO NOT USE ANY TURBOSMART PRODUCT UNTIL YOU HAVE CAREFULLY READ AND UNDERSTOOD THE FOLLOWING AGREEMENT.

Please call if you have any questions or do not understand this agreement. Refer to our brochure, website or catalogue for terms and conditions and further information regarding your product. Turbosmart appreciates your business and pride ourselves on our customer service. We are always happy to offer you advice and will provide you with help in any way we can. The purpose of this agreement is to avoid any problems or hard feelings.

We sometimes make mistakes, as do our dealers, distributors and suppliers. Even customers can sometimes order the wrong parts. Do not use, modify, install, trial assemble, nick, drop, scratch or adjust any part until you first check for any damage. Damage must be reported immediately. NO EXCEPTIONS. If there are any components missing please contact your authorized reseller immediately upon receipt of your shipment. Missing components must be reported within five (5) business days of receipt. Parts returned for any reason MUST BE IN RESALABLE CONDITION. It is YOUR responsibility, "THE CUSTOMER" to carefully package any returns to avoid shipping damage. Insurance is highly recommended. Credit cannot be issued for damaged goods.

Turbosmart warrants the quality of the products it designs and manufactures to be free of defects in material and workmanship. This limited warranty is extended only to the original purchaser and may not be transferred or assigned. This limited warranty applies to any product, which after careful inspection by Turbosmart, after receipt of the product from our authorized reseller, is found to have a defect in either material or workmanship. Any modifications to the product will void any and all warranties and will not be exchanged. Before installation, check new car warranty. Turbosmart is not responsible for voiding any original manufactures warranty.

All warranty claims must be returned to the nearest Turbosmart Office, you must return the product and sales receipt, at your own expense, accompanied by the Customer Warranty Form stating the reason for the claim. Proof of purchase must be provided with any warranty claim and will be verified with the authorized reseller from which the product was purchased.

If all the above procedures are followed, and the product is found to be defective in either workmanship or material, Turbosmart shall either repair or replace the product, at its sole discretion, and sole cost. This limited warranty does not cover or apply to any personal injury, labor charges or any other incidental costs or damages caused by the defective product. The individual purchaser acknowledges and agrees that the disclaimer of any liability for personal injury is a material term for this agreement and the individual purchaser agrees to indemnify Turbosmart and to hold Turbosmart harmless for any claim related to the item of the equipment purchased. Under no circumstances will Turbosmart be liable for any damages or expenses by reason of use or sale of any such equipment.

THIS LIMITED WARRANTY IS THE ONLY EXPRESS WARRANTY, WHICH APPLIES TO TURBOSMART PRODUCT AS EXPRESSLY GIVEN IN LIEU OF ANY OTHER WARRANTY EXPRESSED OR IMPLIED, INCLUDING THAT OF MERCHANTABILITY. ANY IMPLIED WARRANTY INCLUDING THAT OF MERCHANTABILITY AND/OR FITNESS FOR A PARTICULAR PURPOSE IS HEREBY LIMITED BY THE SAME TERMS AND TIME LIMITATIONS SET FORTH IN THIS LIMITED EXPRESS WARRANTY AND OTHERWISE EXCLUDED. EXCEPT FOR THOSE OBLIGATIONS ASSUMED HEREIN, TURBOSMART ASSUMES NO OTHER OBLIGATIONS IN CONNECTION WITH THE SALE OF ITS PRODUCTS.

IN THE EVENT THAT THE INDIVIDUAL PURCHASER DOES NOT AGREE WITH THIS AGREEMENT THE BUYER MAY PROMPTLY RETURN THIS PRODUCT, IN A NEW AND UN-USED CONDITION, WITH A DATED PROOF OF PURCHASE, TO THE PLACE OF PURCHASE WITHIN SEVEN (7) DAYS FROM THE DATE OF PURCHASE FOR A FULL REFUND. THE INSTALLATION OF THIS PRODUCT INDICATES THAT THE INDIVIDUAL PURCHASER HAS READ AND UNDERSTOOD THIS AGREEMENT AND ACCEPTS ITS TERMS AND CONDITIONS.

Happy motoring!
The Turbosmart Team.