

SUBARU LIBERTY B4 BLOW-OFF VALVE ADAPTOR INSTRUCTIONS

IMPORTANT NOTES ON FITTING YOUR SUBARU LIBERTY B4 BOV ADAPTOR

Turbosmart recommends that your Blow-off Valve (BOV) and Adaptor kit is fitted by an appropriately qualified technician.

ADAPTOR KIT CONTENTS

Please check that the following items have been provided in your Subaru B4 Adaptor Kit.

Quantity	Description	Use
1	B4 Adaptor	Designed specifically to fit the Subaru B4 intercooler
1	29mm Blanking Plug	To block the factory return hose
1	Intercooler support bracket	Replaces the factory intercooler support bracket
1	M8 Nylock Nut	To secure the new intercooler support bracket
600mm	5mm ID Silicon hose assembly	Connects Blow-Off-Valve to the factory boost/vacuum hose
1	6mm spring clamp	Secures the Silicon hose assembly to the factory boost/vacuum hose
1	5mm spring clamp	Secures the Silicon hose assembly to the Turbosmart BOV
1	Adaptor gasket	To seal the Subaru B4 intercooler with your Turbosmart adaptor

Note: This Liberty Adaptor readily accepts the following Turbosmart BOVs:


Blow Off Valve Name	Part No.
Blow-off Valve - Vee Port	FG-BOV-002VP
Blow-off Valve - Supersonic	FG-BOV-003SS
Blow-off Valve - Megasonic	FG-BOV-003MS

To install a Dual Port or Plumb Back BOV, fabrication will be required to connect the plumb-back fitting to the intake.

FITTING YOUR BOV SUBARU B4 ADAPTOR


Note: Please thoroughly read and understand both these instructions and the fitting instructions supplied with your BOV before commencing this installation.

- Step 1.** Remove the vacuum / boost hose that is connected to the top of the factory BOV.
- Step 2.** Remove the factory BOV by removing the two M8 mounting bolts holding the BOV to the intercooler.
- Step 3.** Disconnect the return hose from the exhaust side of the factory BOV and remove the factory BOV.
- Step 4.** Remove the 3 bolts that secure factory intercooler support bracket.




Step 5. IMPORTANT! Refit the earth strap to the intake manifold with the original intercooler support bracket bolt

SUBARU LIBERTY B4 BLOW-OFF VALVE ADAPTOR INSTRUCTIONS




Step 6. Remove original BOV vacuum line system.



Step 7. Remove the white plastic reducer

Original BOV Vacuum System




White Plastic Reducer

Step 8. Refit the white plastic reducer between the two hoses as shown below.



White Plastic Reducer


Step 9. Fit your Turbosmart blanking plug to the factory return hose using the factory hose clamp. (If you are installing a Type III Dual Port or a Plumb Back, do not blank off the return hose, you will be attaching this hose to the plumb-back fitting on the BOV.)




Plumb-back fitting here

SUBARU LIBERTY B4 BLOW-OFF VALVE ADAPTOR INSTRUCTIONS

Step 10. Remove the heat shield bolt and fit the new Intercooler support bracket.



Step 11. Use the supplied M8 nut & spring washer and reuse the factory bolt to secure the support bracket to the intercooler.




Step 12. Trial fit the BOV and adaptor assembly to the intercooler and align the BOV by rotating it to the desired position. Ensure there is adequate clearance around the BOV allowing for engine movement and ensure that the BOV does not interfere with any hosing in the immediate area.

Step 13. Install your Turbosmart BOV onto the B4 Adaptor by following the instructions included with the BOV.

Step 14. Fit the complete BOV and Adaptor assembly to the intercooler using the supplied gasket and the two factory M8 mounting bolts. Ensure that the adaptor mating surfaces are clean and free from oil or dirt.

Step 15. Fit one end of the 5mm silicon vacuum hose to the top of the Turbosmart BOV and the other end to the factory vacuum source as shown below. Secure the ends of the Silicon hose using the supplied clamps.

Step 16. Please refer to your BOV fitting instructions for further information on how to fit and adjust your BOV.



TROUBLE SHOOTING

The following points should be checked if you find that your engine is dipping below normal idle, stalling or if the BOV is functioning poorly. Please note the following checks will cure 99% of problems experienced with a BOV.

- Check that the O-ring on the base of the BOV is fitted correctly and is in good condition
- Ensure that the B4 Flange sit securely over the gasket & Intercooler and without leaks.
- Ensure that the BOV grub screws and lock-nuts are tightened on the adaptor.
- Ensure gasket is in place between the adaptor flange and the intercooler.
- Ensure that the factory nuts securing the adaptor flange onto the intercooler is tightened.
- Ensure the factory vacuum/boost line is connected to the BOV fitting and secured with the 6mm hose spring clamp.
- Check the 29mm Blank is fitted on the return hose and secured with the factory hose clamp.
- Re-adjust the setting of your BOV. Please refer to your BOV fitting instructions for further information



PART NUMBER
FG-ADM-LBB4

SUBARU LIBERTY B4 BLOW-OFF VALVE ADAPTOR INSTRUCTIONS

TURBOSMART ONE YEAR LIMITED WARRANTY

Turbosmart is a company built on Customer Satisfaction and Service. That is why all of our products go through regimented test procedures before they are packaged and shipped. Turbosmart stands behind its products for one full year after purchase. Terms of Warranty, Service and Returns are as follows:

Limited Warranty: Turbosmart warrants its products to be free from defects in material and workmanship under normal use and if properly installed for a period of one year from date of purchase. If found to be defective, it will be replaced or repaired if returned prepaid along with proof of date of purchase. This shall constitute the sole remedy of the purchaser and the sole liability of Turbosmart to the extent permitted by law, the foregoing is exclusive and in lieu of all other warranties or representations whether expressed or implied, including any implied warranty of merchantability or fitness. In no event shall Turbosmart be liable for special or consequential damages. This warranty is only valid on products purchased from Turbosmart Authorized Dealers.

Service: After the warranty period has expired, repair service is charged based on a minimum and maximum charge rate. (Contact Customer Service for current rate).

Returns: When returning a Turbosmart product for repair, it must be accompanied by a completed Customer Warranty Form and RMA number. To access this form please go to our website www.turbosmartonline.com and you will find it on the Downloads page.

THE TURBOSMART PLEDGE

DO NOT USE ANY TURBOSMART PRODUCT UNTIL YOU HAVE CAREFULLY READ AND UNDERSTOOD THE FOLLOWING AGREEMENT.

Please call if you have any questions or do not understand this agreement. Refer to our brochure, website or catalogue for terms and conditions and further information regarding your product. Turbosmart appreciates your business and pride ourselves on our customer service. We are always happy to offer you advice and will provide you with help in any way we can. The purpose of this agreement is to avoid any problems or hard feelings.

We sometimes make mistakes, as do our dealers, distributors and suppliers. Even customers can sometimes order the wrong parts. Do not use, modify, install, trial assemble, nick, drop, scratch or adjust any part until you first check for any damage. Damage must be reported immediately. NO EXCEPTIONS. If there are any components missing please contact your authorized reseller immediately upon receipt of your shipment. Missing components must be reported within five (5) business days of receipt. Parts returned for any reason MUST BE IN RESALABLE CONDITION. It is YOUR responsibility, "THE CUSTOMER" to carefully package any returns to avoid shipping damage. Insurance is highly recommended. Credit cannot be issued for damaged goods.

Turbosmart warrants the quality of the products it designs and manufactures to be free of defects in material and workmanship. This limited warranty is extended only to the original purchaser and may not be transferred or assigned. This limited warranty applies to any product, which after careful inspection by Turbosmart, after receipt of the product from our authorized reseller, is found to have a defect in either material or workmanship. Any modifications to the product will void any and all warranties and will not be exchanged. Before installation, check new car warranty. Turbosmart is not responsible for voiding any original manufactures warranty.

All warranty claims must be returned to the nearest Turbosmart Office, you must return the product and sales receipt, at your own expense, accompanied by the Customer Warranty Form stating the reason for the claim. Proof of purchase must be provided with any warranty claim and will be verified with the authorized reseller from which the product was purchased.

If all the above procedures are followed, and the product is found to be defective in either workmanship or material, Turbosmart shall either repair or replace the product, at its sole discretion, and sole cost. This limited warranty does not cover or apply to any personal injury, labor charges or any other incidental costs or damages caused by the defective product. The individual purchaser acknowledges and agrees that the disclaimer of any liability for personal injury is a material term for this agreement and the individual purchaser agrees to indemnify Turbosmart and to hold Turbosmart harmless for any claim related to the item of the equipment purchased. Under no circumstances will Turbosmart be liable for any damages or expenses by reason of use or sale of any such equipment.

THIS LIMITED WARRANTY IS THE ONLY EXPRESS WARRANTY, WHICH APPLIES TO TURBOSMART PRODUCT AS EXPRESSLY GIVEN IN LIEU OF ANY OTHER WARRANTY EXPRESSED OR IMPLIED, INCLUDING THAT OF MERCHANTABILITY. ANY IMPLIED WARRANTY INCLUDING THAT OF MERCHANTABILITY AND/OR FITNESS FOR A PARTICULAR PURPOSE IS HEREBY LIMITED BY THE SAME TERMS AND TIME LIMITATIONS SET FORTH IN THIS LIMITED EXPRESS WARRANTY AND OTHERWISE EXCLUDED. EXCEPT FOR THOSE OBLIGATIONS ASSUMED HEREIN, TURBOSMART ASSUMES NO OTHER OBLIGATIONS IN CONNECTION WITH THE SALE OF ITS PRODUCTS.

IN THE EVENT THAT THE INDIVIDUAL PURCHASER DOES NOT AGREE WITH THIS AGREEMENT THE BUYER MAY PROMPTLY RETURN THIS PRODUCT, IN A NEW AND UN-USED CONDITION, WITH A DATED PROOF OF PURCHASE, TO THE PLACE OF PURCHASE WITHIN SEVEN (7) DAYS FROM THE DATE OF PURCHASE FOR A FULL REFUND. THE INSTALLATION OF THIS PRODUCT INDICATES THAT THE INDIVIDUAL PURCHASER HAS READ AND UNDERSTOOD THIS AGREEMENT AND ACCEPTS ITS TERMS AND CONDITIONS.

Happy motoring!
The Turbosmart Team.