

200SX S14 & S15 BLOW-OFF VALVE ADAPTOR INSTRUCTIONS

IMPORTANT NOTES ON FITTING YOUR 200SX BOV ADAPTOR

Turbosmart recommends that your Blow Off Valve (BOV) and Adaptor kit is fitted by an appropriately qualified technician.

ADAPTOR KIT CONTENTS

Please check that the following items have been provided in your 200SX Adaptor Kit.

Quantity	Description	Use
1	200SX adaptor pipe	Joining pipe from turbo outlet to the intercooler
1	50.8mm ID Silicon hose coupler	Joins 200SX adaptor to turbo outlet and the intercooler
1	29mm Blank	Blanks off the factory plumb back hose
1	Blank-off assembly	Blanks off the factory BOV return pipe
2	40mm hose clamps	Secures the blank off assembly to the factory BOV return pipe and the 29mm blank to the factory plumb back hose
3	60mm hose clamps	Secures the hose couplers connecting the 200SX adaptor to factory pipes
1	1500mm of 5mm ID Silicon hose, preassembled with reducer	Connects the factory vacuum/boost line to the Turbosmart BOV
1	5mm hose spring clamp	Secures the 5mm Silicon hose over the Turbosmart BOV and reducer
1	6mm hose clamp	Secures the factory vacuum/boost line to the reducer

Note: This 200SX Adaptor readily accepts the following Turbosmart BOVs:


Blow Off Valve Name	Part No.
Blow-off Valve - Vee Port	FG-BOV-002VP
Blow-off Valve - Supersonic	FG-BOV-003SS
Blow-off Valve - Megasonic	FG-BOV-003MS
Blow-off Valve - Plumb Back **	FG-BOV-003PB
Blow-off Valve - Dual Port **	FG-BOV-003DP

** Plumb back kit is required to connect Plumb Back and Dual Port fittings back to the intake, part # FG-ADM-200SXPBK

FITTING YOUR BOV 200SX ADAPTOR

Note: Please thoroughly read and understand both these instructions and the fitting instructions supplied with your BOV before commencing this installation.

Step 1. Locate the factory intercooler pipe.




Step 2. Loosen the top hose clamp on the factory intercooler pipe.




200SX S14 & S15 BLOW-OFF VALVE ADAPTOR INSTRUCTIONS


Step 3. Loosen the bottom hose clamp on the factory intercooler pipe. Remove the factory intercooler pipe.



Step 4. Fit the Silicon hose coupler over the top of the 200SX adaptor and connect the two ends onto the factory pipes with the BOV mounting pointing towards the rear of the engine.



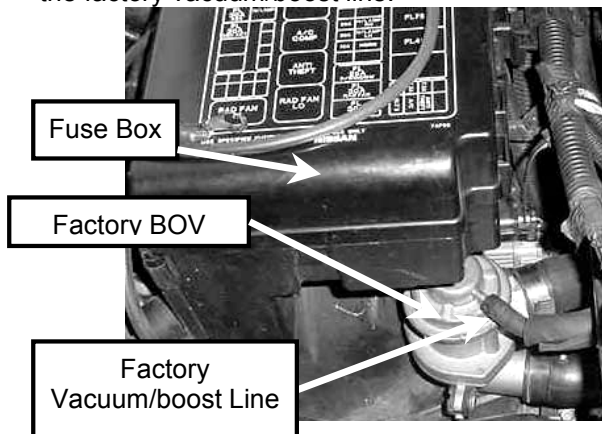
Step 5. Use two of the supplied 60mm hose clamps to secure the Silicon hose coupler over the turbo outlet and the 200SX Adaptor pipe. Tighten the hose clamps with a 7mm socket or screwdriver.



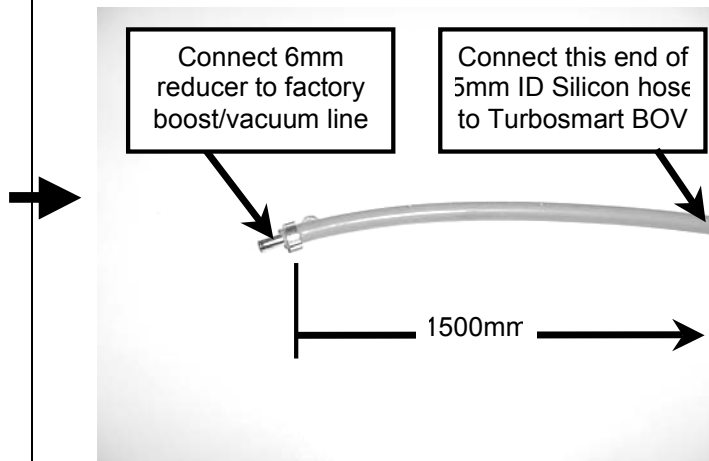
Step 6. Use the remaining 60mm hose clamp supplied to secure the intercooler pipe to the 200SX Adaptor pipe. Tighten the hose clamp with a 7mm socket or screwdriver.



Step 7. Locate the Factory BOV under the fuse box on the left hand side of the engine bay. Disconnect the factory vacuum/boost line.




Step 8. Take the pre-assembled 5mm ID Silicon hose & reducer and connect the assembly as shown below.




200SX S14 & S15 BLOW-OFF VALVE ADAPTOR INSTRUCTIONS


Step 9. Fit the 6mm end of the reducer into the factory vacuum/boost line and secure it with the 6mm spring clamp supplied.




Step 10. Using an 8mm socket or screwdriver, loosen the hose clamp on the factory plumb back hose near the 200SX Adaptor.




Step 11. Disconnect the factory plumb back hose from the factory BOV return pipe.



Step 12. Fit the blank-off assembly to the end of the factory BOV return pipe. Secure the blank-off assembly with a 40mm hose clamp supplied.



Step 13. Blank off the end of the factory plumb back hose with the remaining 29mm blank and secure it with the remaining 40mm hose clamp.



Step 14. Install your Turbosmart BOV onto the 200SX Adaptor by following the instructions included with the BOV.



200SX S14 & S15 BLOW-OFF VALVE ADAPTOR INSTRUCTIONS

Step 15. Attach the free end of the 5mm ID Silicon hose to the Turbosmart BOV fitting. Secure the fitting with the remaining 5mm hose spring clamp supplied.



If you are installing a Vee Port, Supersonic or Megasonic BOV, your installation is complete. To install a Plumb-Back or Dual Port BOV you will need a Plumb-Back Kit, Turbosmart part no. FG-ADM-200SXPBK

TROUBLE SHOOTING

The following points should be checked if you find that your engine is dipping below normal idle, stalling or if the BOV is functioning poorly. Please note the following checks will cure 99% of problems experienced with fitting your BOV.

- Check that the O-ring on the base of the BOV is fitted correctly and is in good condition.
- Ensure that the grub screws and lock-nuts are tightened on the BOV adaptor pipe.
- Ensure the 60mm hose clamps are tightened over the Silicon hose coupler joining the turbo outlet and the BOV adaptor pipe.
- Ensure the 60mm hose clamp is tightened over the intercooler pipe and the BOV adaptor pipe.
- Ensure the factory plumb back hoses are blanked and secured with the 50mm hose clamps supplied.
- Ensure the spring clamps are secured on silicon hoses and fittings.
- Re-adjust the setting of your BOV. Please refer to your BOV fitting instructions for further information.



PART NUMBER
FG-ADM-200SX

200SX S14 & S15 BLOW-OFF VALVE ADAPTOR INSTRUCTIONS

TURBOSMART ONE YEAR LIMITED WARRANTY

Turbosmart is a company built on Customer Satisfaction and Service. That is why all of our products go through regimented test procedures before they are packaged and shipped. Turbosmart stands behind its products for one full year after purchase. Terms of Warranty, Service and Returns are as follows:

Limited Warranty: Turbosmart warrants its products to be free from defects in material and workmanship under normal use and if properly installed for a period of one year from date of purchase. If found to be defective, it will be replaced or repaired if returned prepaid along with proof of date of purchase. This shall constitute the sole remedy of the purchaser and the sole liability of Turbosmart to the extent permitted by law, the foregoing is exclusive and in lieu of all other warranties or representations whether expressed or implied, including any implied warranty of merchantability or fitness. In no event shall Turbosmart be liable for special or consequential damages. This warranty is only valid on products purchased from Turbosmart Authorized Dealers.

Service: After the warranty period has expired, repair service is charged based on a minimum and maximum charge rate. (Contact Customer Service for current rate).

Returns: When returning a Turbosmart product for repair, it must be accompanied by a completed Customer Warranty Form and RMA number. To access this form please go to our website www.turbosmartonline.com and you will find it on the Downloads page.

THE TURBOSMART PLEDGE

DO NOT USE ANY TURBOSMART PRODUCT UNTIL YOU HAVE CAREFULLY READ AND UNDERSTOOD THE FOLLOWING AGREEMENT.

Please call if you have any questions or do not understand this agreement. Refer to our brochure, website or catalogue for terms and conditions and further information regarding your product. Turbosmart appreciates your business and pride ourselves on our customer service. We are always happy to offer you advice and will provide you with help in any way we can. The purpose of this agreement is to avoid any problems or hard feelings.

We sometimes make mistakes, as do our dealers, distributors and suppliers. Even customers can sometimes order the wrong parts. Do not use, modify, install, trial assemble, nick, drop, scratch or adjust any part until you first check for any damage. Damage must be reported immediately. NO EXCEPTIONS. If there are any components missing please contact your authorized reseller immediately upon receipt of your shipment. Missing components must be reported within five (5) business days of receipt. Parts returned for any reason MUST BE IN RESALABLE CONDITION. It is YOUR responsibility, "THE CUSTOMER" to carefully package any returns to avoid shipping damage. Insurance is highly recommended. Credit cannot be issued for damaged goods.

Turbosmart warrants the quality of the products it designs and manufactures to be free of defects in material and workmanship. This limited warranty is extended only to the original purchaser and may not be transferred or assigned. This limited warranty applies to any product, which after careful inspection by Turbosmart, after receipt of the product from our authorized reseller, is found to have a defect in either material or workmanship. Any modifications to the product will void any and all warranties and will not be exchanged. Before installation, check new car warranty. Turbosmart is not responsible for voiding any original manufactures warranty.

All warranty claims must be returned to the nearest Turbosmart Office, you must return the product and sales receipt, at your own expense, accompanied by the Customer Warranty Form stating the reason for the claim. Proof of purchase must be provided with any warranty claim and will be verified with the authorized reseller from which the product was purchased.

If all the above procedures are followed, and the product is found to be defective in either workmanship or material, Turbosmart shall either repair or replace the product, at its sole discretion, and sole cost. This limited warranty does not cover or apply to any personal injury, labor charges or any other incidental costs or damages caused by the defective product. The individual purchaser acknowledges and agrees that the disclaimer of any liability for personal injury is a material term for this agreement and the individual purchaser agrees to indemnify Turbosmart and to hold Turbosmart harmless for any claim related to the item of the equipment purchased. Under no circumstances will Turbosmart be liable for any damages or expenses by reason of use or sale of any such equipment.

THIS LIMITED WARRANTY IS THE ONLY EXPRESS WARRANTY, WHICH APPLIES TO TURBOSMART PRODUCT AS EXPRESSLY GIVEN IN LIEU OF ANY OTHER WARRANTY EXPRESSED OR IMPLIED, INCLUDING THAT OF MERCHANTABILITY. ANY IMPLIED WARRANTY INCLUDING THAT OF MERCHANTABILITY AND/OR FITNESS FOR A PARTICULAR PURPOSE IS HEREBY LIMITED BY THE SAME TERMS AND TIME LIMITATIONS SET FORTH IN THIS LIMITED EXPRESS WARRANTY AND OTHERWISE EXCLUDED. EXCEPT FOR THOSE OBLIGATIONS ASSUMED HEREIN, TURBOSMART ASSUMES NO OTHER OBLIGATIONS IN CONNECTION WITH THE SALE OF ITS PRODUCTS.

IN THE EVENT THAT THE INDIVIDUAL PURCHASER DOES NOT AGREE WITH THIS AGREEMENT THE BUYER MAY PROMPTLY RETURN THIS PRODUCT, IN A NEW AND UN-USED CONDITION, WITH A DATED PROOF OF PURCHASE, TO THE PLACE OF PURCHASE WITHIN SEVEN (7) DAYS FROM THE DATE OF PURCHASE FOR A FULL REFUND. THE INSTALLATION OF THIS PRODUCT INDICATES THAT THE INDIVIDUAL PURCHASER HAS READ AND UNDERSTOOD THIS AGREEMENT AND ACCEPTS ITS TERMS AND CONDITIONS.

**Happy motoring!
The Turbosmart Team.**